

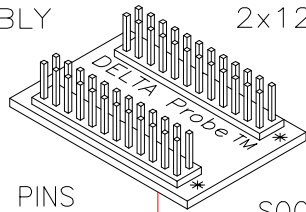
OPTIONAL
 .10" TRANSITION
 PCB ASSEMBLY

B 0.025" SQ. PINS
 2x12x.10" GRID

7	5	3	1	NC	NC	NC	NC	32	30	28	26	*
8	6	4	2	NC	NC	NC	NC	31	29	27	25	

A

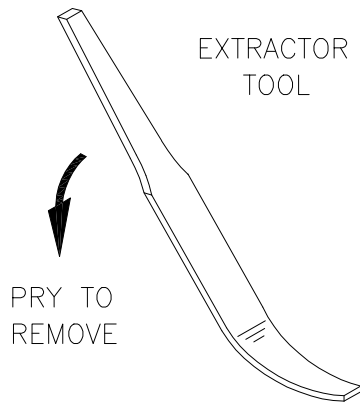
0.025" SQ. PINS
 2x12x.10" GRID



SOCKETS
 4x12x.05" GRID

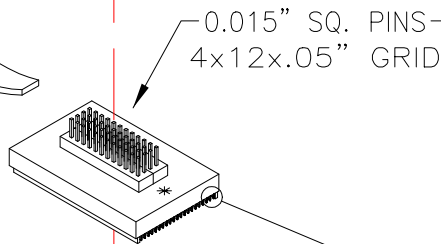
PINOUT OF 2 X 12
 CONNECTORS
 ON TRANSITION BOARD

9	11	13	15	NC	NC	NC	NC	18	20	22	24	*
10	12	14	16	NC	NC	NC	NC	17	19	21	23	



EXTRACTOR
 TOOL

PRY TO
 REMOVE

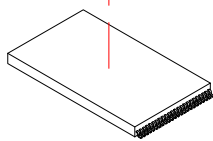


0.015" SQ. PINS
 4x12x.05" GRID

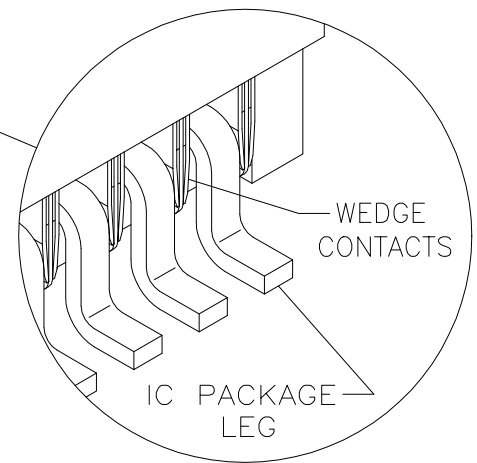
7	5	3	1	NC	NC	NC	NC	32	30	28	26	*
8	6	4	2	NC	NC	NC	NC	31	29	27	25	
9	11	13	15	NC	NC	NC	NC	18	20	22	24	*
10	12	14	16	NC	NC	NC	NC	17	19	21	23	

PINOUT OF 4 X 12 CONNECTOR
 TOP VIEW OF DELTA Probe™

DELTA PROBE™



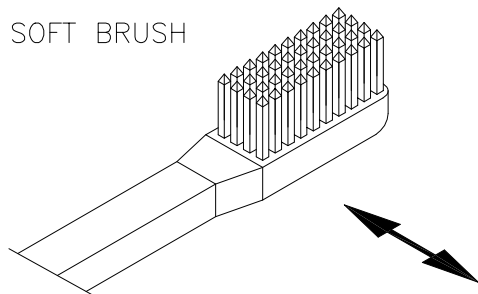
TSOP IC
 PACKAGE



WEDGE
 CONTACTS

IC PACKAGE
 LEG

32 Pin TSOP



SOFT BRUSH