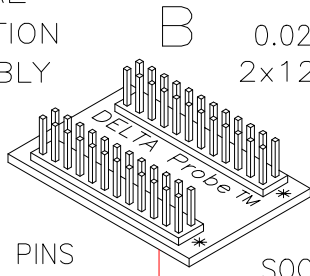


OPTIONAL
 .10" TRANSITION
 PCB ASSEMBLY

A

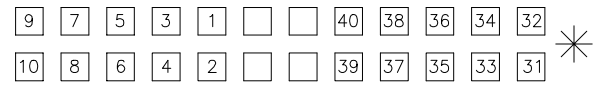
0.025" SQ. PINS
 2x12x.10" GRID



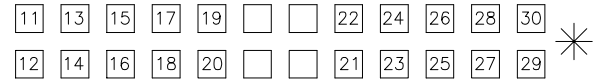
B

0.025" SQ. PINS
 2x12x.10" GRID

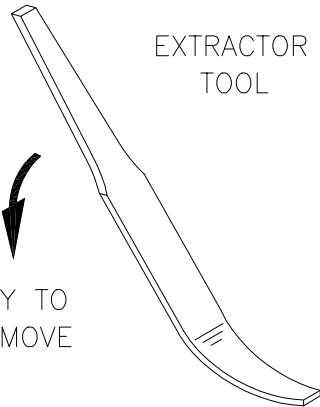
SOCKETS
 4x12x.05" GRID



PINOUT OF 2 X 12
 CONNECTOR "A"
 ON TRANSITION BOARD

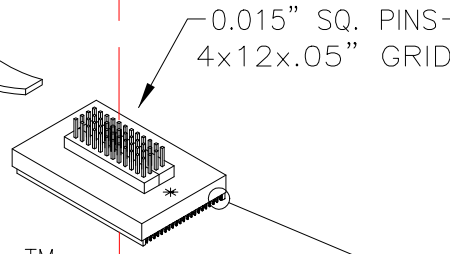


PINOUT OF 2 X 12
 CONNECTOR "B"
 ON TRANSITION BOARD

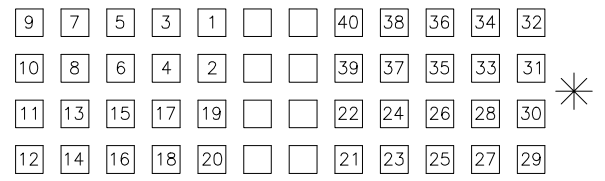


PRY TO REMOVE

EXTRACTOR
 TOOL

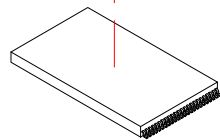


0.015" SQ. PINS
 4x12x.05" GRID

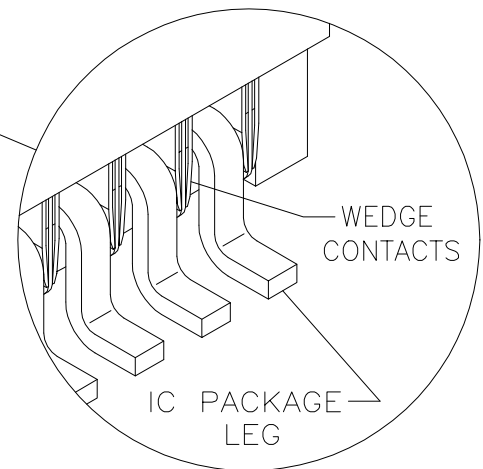


PINOUT OF 4 X 12 CONNECTOR
 TOP VIEW OF DELTA Probe™

DELTA PROBE™



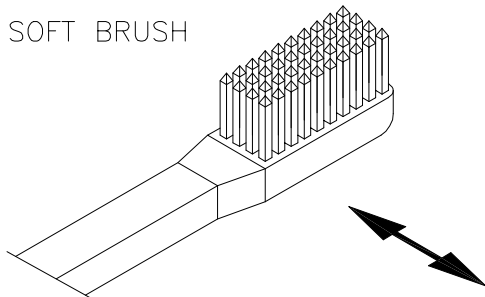
TSOP IC
 PACKAGE



WEDGE
 CONTACTS

IC PACKAGE
 LEG

40 Pin TSOP



SOFT BRUSH