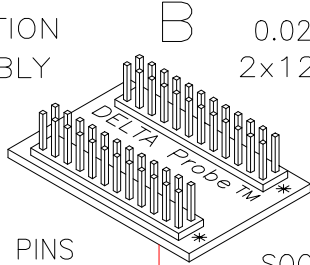


OPTIONAL
 .10" TRANSITION
 PCB ASSEMBLY

A

0.025" SQ. PINS
 2x12x.10" GRID



B
 0.025" SQ. PINS
 2x12x.10" GRID

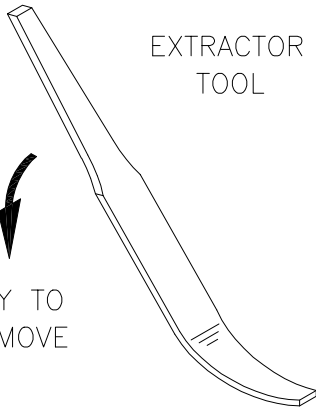
SOCKETS
 4x12x.05" GRID



PINOUT OF 2 X 12
 CONNECTOR "A"
 ON TRANSITION BOARD

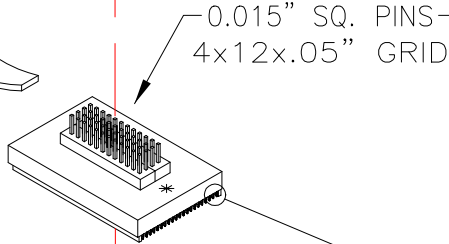


PINOUT OF 2 X 12
 CONNECTOR "B"
 ON TRANSITION BOARD



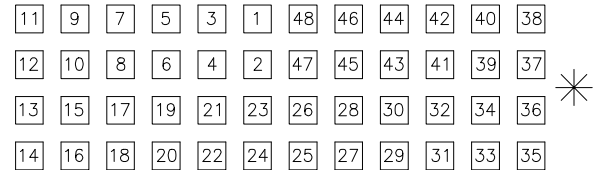
EXTRACTOR
 TOOL

PRY TO
 REMOVE

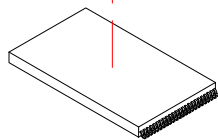


DELTA PROBE™

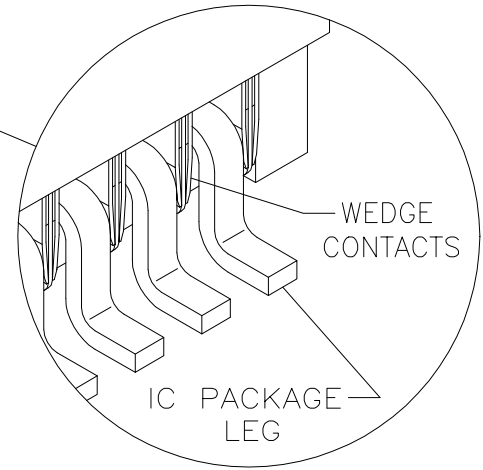
0.015" SQ. PINS
 4x12x.05" GRID



PINOUT OF 4 X 12 CONNECTOR
 TOP VIEW OF DELTA Probe™



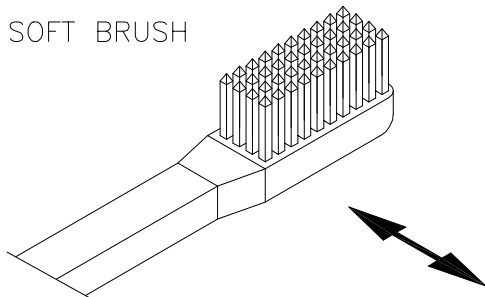
TSOP IC
 PACKAGE



WEDGE
 CONTACTS

IC PACKAGE
 LEG

48 Pin TSOP



SOFT BRUSH